


PathArchiv

Storage Box Folding Instruction

Begin by separating the Box Insert from the Box as shown to the right.




PathArchiv

Storage Box Folding Instruction

Take the Box piece flip it so that the shiny side faces down.

Then fold the wall-flaps up as shown to the right.



PathArchiv

Storage Box Folding Instruction

Then fold the box top and bottom together, like a book, using the two seams to create the rear box wall.



PathArchiv

Storage Box Folding Instruction

The box should look approximately like this, so far.



PathArchiv

Storage Box Folding Instruction

Fold the box tabs over.


Then fold the tab hooks until they are square.



PathArchiv

Storage Box Folding Instruction


Insert the tab into the tab hole on the inner box wall.



PathArchiv

Storage Box Folding Instruction

Once the box tabs are inside the box, unfold them so that they grip the inner box wall.





PathArchiv

Storage Box Folding Instruction

Set the box aside for a moment, and set the box insert out, shiny side up.

Fold the outer flaps up, as shown in the upper right.



Next fold the mid-flap fold up on both sides as shown to the lower right.



PathArchiv

Storage Box Folding Instruction

Then fold the center fold such that the box insert will assume the form of a "W" as shown to the right.




PathArchiv

Storage Box Folding Instruction

Square up the shape of the box insert and insert it into the box.


The insert will need to be wiggled past the tabs inside the box.



PathArchiv

Storage Box Folding Instruction


The dorsal tab will fit through the upper box slot when the box insert is properly seated.



PathArchiv

Storage Box Folding Instruction


Fold the lid flap and close the box by sliding the flap into the box as shown to the right.



PathArchiv

Storage Box Folding Instruction

Multiple boxes may be stacked by aligning the dorsal tab of the under box with the under slot of the above box.





To reorder contact us: PathArchiv Slides

US TOLL FREE
+1 866-604-SPOT
+1 586-731-6000
info@spotimaging.com

Plastic Box Bundle Catalog Number: **PASB-P**
Cardboard Box Bundle Catalog Number: **PASB-C**
Bundle Contains: 96 Magazines, 12 Boxes, 12 Labels
Stores: 19,200 Slides

PathArchiv Blocks

Plastic Box Bundle Catalog Number: **PABB-P**
Cardboard Box Bundle Catalog Number: **PABB-C**
Bundle Contains: 96 Magazines, 12 Boxes, 12 Labels
Stores: 4,800 Blocks